

# WHEELS AND TYRES

## CHOOSING THE RIGHT TYRE

No tyre is perfect for all driving conditions, therefore Land Rover offer a range of tyres to suit a wide variety of surfaces.

Choosing the correct tyre for the type of conditions you are most likely to experience will enable you to get the best from your Defender.



Standard steel wheel 90/110  
5.5F x 16  
140 x 406



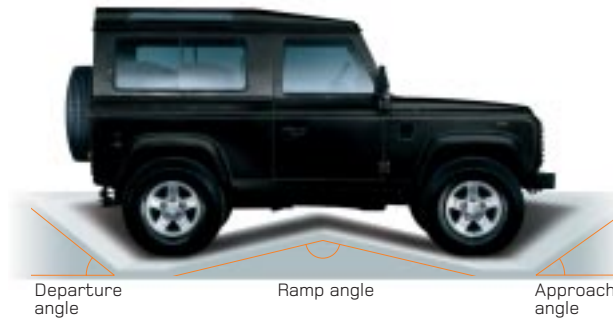
Heavy duty steel wheel 110/130  
6.5J x 16  
165 x 406



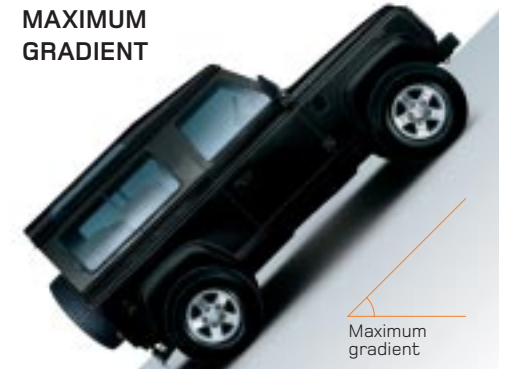
Freestyle 90 & 110 choice, Boost alloy  
7J x 16  
175 x 406

Other wheel options are available as accessories.

## APPROACH/DEPARTURE ANGLES



## MAXIMUM GRADIENT



## MAXIMUM TRAVERSE ANGLE



## GRADIENTS AT KERB WEIGHT

	90		110	130
Tyre size	205	7.5/235	7.5/235	7.5
Maximum gradient	45°	45°	45°	45°
Approach angle	48°	51° 30'	50°	50°
Departure angle	49°	53°	34° 30'	34°
Ramp angle	145°	141°	152°	155°
Traverse angle	30°	30°	30°	30°

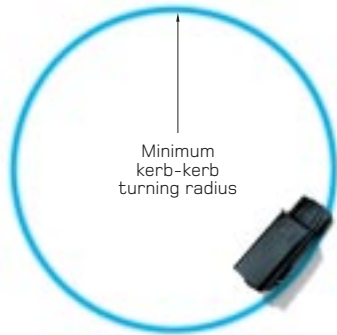
## WEIGHTS Kg

STANDARD	90			110				130	
	Pick Up	Hard Top	Station Wagon	Pick Up	High Capacity Pick Up	Hard Top	Station Wagon	Double Cab	Double Cab HCPU
Gross vehicle	2400	2400	2550	3050	3050	3050	2950	3050	N/A
Kerb weight*	1770	1815	1870	1885	1920	1920	2055	1995	N/A
Payload**	630	585	680	1165	1130	1130	895	1055	N/A
<b>HEAVY DUTY</b>									
Gross vehicle	2550	2550	N/A	3500	3500	3500	N/A	3500	3500
Kerb weight*	1785	1830	N/A	1900	1935	1935	N/A	2010	2117
Payload**	765	720	N/A	1600	1565	1565	N/A	1490	1383

\*Kerb weight = Unladen weight + full tank & 75kg driver. \*\*Payload = GVW - Kerb weight.

# CAPABILITIES

## MINIMUM KERB-KERB TURNING



## WADING DEPTH



## OBSTACLE CLEARANCE



## MINIMUM TURNING RADIUS metres (feet)

	90			110		130
	Standard	Pick Up	Freestyle 90 choice	Standard	Freestyle 110 choice	Standard
Tyre size	7.50x16	205x16	235x16	7.50x16	235x16	7.50x16
Minimum Turning Radius	6.15 (20.2)	5.85 (19.2)	6.67 (21.9)	6.4 (21.0)	7.18 (23.6)	7.54 (24.75)

## BRAKES

Servo assisted front and rear disc brakes on all models.

## STEERING

All models have power assisted steering. Worm and roller (Adwest Variamatic).

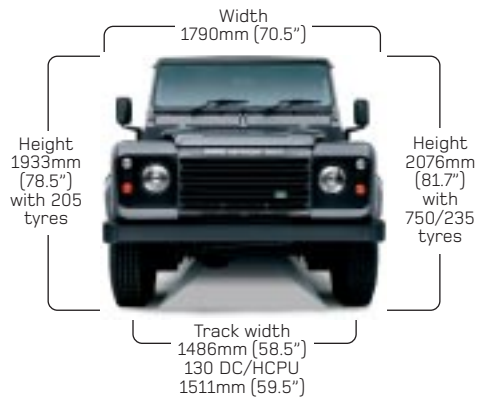
## GROUND CLEARANCE mm (inch)

	90		110	130
	205	7.5/235	7.5/235	7.5
Minimum Ground Clearance (unladen)	191 (7.5)	229 (9)	215 (8.5)	215 (8.5)

## WADING DEPTH mm (inch)

Wading Depth	500 (20)	500 (20)	500 (20)	500 (20)
--------------	----------	----------	----------	----------

# DIMENSIONS




Vehicle height depends on tyre and suspension options

**90**




**130**




**110**



**110**



**110**



# DIMENSIONS

## DIMENSIONS mm (in)

	90			110					130
	Pick Up	Hard Top	Station Wagon	Pick Up	High Capacity Pick Up	Hard Top	Station Wagon	Double Cab	Double Cab HCPU
Track front/rear	1486 (58.5)	1486 (58.5)	1486 (58.5)	1486 (58.5)	1486 (58.5)	1486 (58.5)	1486 (58.5)	1486 (58.5)	1511 (59.5)
Cargo bed length <small>*add 161mm if spare wheel removed</small>	*983 (38.7)	1144 (45.0)	1144 (45.0)	*1740 (68.5)	2010 (79.2)	1900 (74.8)	N/A	1020 (40.8)	1668 (65.7)
Interior width	1430 (56.3)	1430 (56.3)	1430 (56.3)	1430 (56.3)	1670 (65.7)	1430 (56.3)	1430 (56.3)	1430 (56.3)	1670 (65.7)
Interior height	N/A	1205 (47.4)	1175 (46.3)	N/A	N/A	1205 (47.4)	1175 (46.3)	N/A	N/A
Width between wheel boxes	925 (36.4)	925 (36.4)	925 (36.4)	925 (36.4)	1090 (43.0)	925 (36.4)	925 (36.4)	925 (36.4)	1092 (43.0)
Tailgate aperture width	864 (34)	864 (34)	864 (34)	864 (34)	1362 (53.6)	864 (34)	864 (34)	864 (34)	1362 (53.6)
Largest box length	830 (32.6)	1030 (40.6)	1005 (40)	1570 (61.8)	1980 (78)	1750 (68.9)	1100/1470 (43.5/57.9)	690 (27.2)	1640 (64.6)
Largest box width	800 (31.5)	755 (29.7)	660 (26)	800 (31.5)	1060 (41.7)	755 (29.7)	660 (26)	800 (31.5)	1060 (41.7)
Largest box height	1160 (45.7)	1050 (41.3)	1050 (41.3)	1160 (45.7)	1160 (45.7)	1050 (41.3)	1050 (41.3)	1160 (45.7)	1160 (45.7)

# LOAD CAPABILITIES

## MAXIMUM AXLE

	90			110				130	
	Pickup (HD)	Hardtop (HD)	Station Wagon HD Standard	Pickup (HD)	HCPU (HD)	Hardtop (HD)	Station Wagon (UK Freestyle)	Double Cab (HD)	Heavy Duty
Front axle (kg)		1200 (1200)		1200 (1580)	1200 (1580)	1200 (1580)	1200 (1200)	1200 (1580)	1580
Rear axle (kg)		1380 (1500)		1850 (2200)	1850 (2200)	1850 (2200)	1750 (1940)	1850 (2200)	2200
Gross vehicle weight (kg)		2400 (2550)		3050 (3500)	3050 (3500)	3050 (3500)	2950 (3050)	3050 (3500)	3500
Front axle at kerb	975 (980)	970 (975)	968	1027 (1032)	1022 (1027)	1022 (1027)	1026 (1041)	1052 (1057)	1130
Rear axle at kerb	795 (805)	845 (855)	902	858 (868)	898 (908)	898 (908)	1029 (1039)	943 (953)	987

## SUSPENSION

	90	110	130 & 110 HEAVY DUTY
	Front	Live beam axle, single rate coil springs, telescopic hydraulic dampers. Panhard rod.	Live beam axle, dual rate coil springs, telescopic hydraulic dampers. Panhard rod.
Rear	Live beam axle, single rate coil springs, (dual rate on 2550kg) telescopic hydraulic dampers. "A" frame.	3050kg live beam axle, multi-rate coil springs, telescopic hydraulic dampers. "A" frame.	Live beam axle, single rate coil springs, telescopic hydraulic dampers. "A" frame. Co-axial helper springs.

## TOWING All weights in kg

	90	110	130
Unbraked trailer	750	750	750
Trailer with over-run brakes	3500	3500	3500
Recommended max. trailer nose weight (kg)	150	150	150
Effect on rear axle weight	193	204 (HCPU 220)	211

## ROOF LOAD SYSTEM Approved Land Rover Genuine Parts roof rack. All weights in kg. Weight includes roof rack.

	90	110
Roof rack	75	75
Ladder rack	75	75

# FEATURES

1. Hard Top without side windows
2. Not available on 130
3. Standard on 130
4. Not 110 Hard Top
5. Standard on 110

■ = Standard equipment □ = Option – = Not available

	90/110 HARD TOP <sup>1</sup>		90 PU/110 PU 110 HCPU		110/130 DOUBLE CAB			90 SW			110 SW		
	DEFENDER	COUNTY	DEFENDER	COUNTY	DEFENDER	COUNTY	XS	DEFENDER	COUNTY	XS	DEFENDER	COUNTY	XS
<b>INTERIOR TRIM</b>													
2 Twill vinyl seats	■	–	■	–	–	–	–	–	–	–	–	–	–
5 Twill vinyl seats	–	–	–	–	■	–	–	–	–	–	–	–	–
6 Twill vinyl seats (2-seat side bench rear compartment seats)	–	–	–	–	–	–	–	■	–	–	–	–	–
9 Twill vinyl seats (2-seat side bench rear compartment seats)	–	–	–	–	–	–	–	–	–	–	■	–	–
Centre seat in lieu of storage tray	□	–	□	–	□	–	–	□	–	–	□	–	–
2 Cloth seats	–	■	–	■	–	–	–	–	–	–	–	–	–
5 Cloth seats	–	–	–	–	–	■	–	–	–	–	–	–	–
6 Cloth seats (individual rear compartment seats)	–	–	–	–	–	–	–	–	■	–	–	–	–
9 Cloth seats (individual compartment seats)	–	–	–	–	–	–	–	–	–	–	–	■	–
5 Black part leather seats	–	–	–	–	–	–	■	–	–	–	–	–	–
6 Black part leather seats (individual rear compartment seats)	–	–	–	–	–	–	–	–	–	■	–	–	–
9 Black part leather seats (individual rear compartment seats)	–	–	–	–	–	–	–	–	–	–	–	–	■
Leather steering wheel and gear knobs	–	–	–	–	–	–	■	–	–	■	–	–	■
Cubby box	□	■	□	■	□	■	■	□	■	■	□	■	■
Centre seat ilo Cubby box	–	□	–	□	–	□	□	–	–	–	–	–	–
“Brunel” coloured switch panel	–	–	–	–	–	–	■	–	–	■	–	–	■
<b>IN CAR ENTERTAINMENT</b>													
Radio preparation (inc aerial)	■	–	■	–	■	–	–	■	–	–	■	–	–
Stereo radio cassette with 2 speakers	□	■	□	■	□	■	–	–	■	–	–	■	–
Stereo radio 8 single CD with 2 speakers	–	–	□	□	□	□	■	–	–	–	–	–	–
Stereo radio 8 single CD with 4 speakers	□	□	–	–	–	–	–	□	□	■	□	□	■

# FEATURES

1. Hard Top without side windows
2. Not available on 130
3. Standard on 130
4. Not 110 Hard Top
5. Standard on 110

■ = Standard equipment □ = Option – = Not available

	90/110 HARD TOP <sup>1</sup>		90 PU/110 PU 110 HCPU		110/130 DOUBLE CAB			90 SW			110 SW		
	DEFENDER	COUNTY	DEFENDER	COUNTY	DEFENDER	COUNTY	XS	DEFENDER	COUNTY	XS	DEFENDER	COUNTY	XS
<b>COMFORT, CONVENIENCE AND SAFETY</b>													
Heated rear window & wash wipe	□	■	-	-	-	-	-	■	■	■	■	■	■
Tinted glass	-	■	-	■	-	■	■	-	■	■	-	■	■
Sunroof	-	-	-	-	-	-	-	□	□	□	□	□	□
ABS/ETC	□	□	□	□	□ <sup>2</sup>	□ <sup>2</sup>	■	□	□	■	□	□	■
Air conditioning	□	□	□	□	□	□	■	□	□	■	□	□	■
Convenience pack (electric front windows & CDL)	□	■	□	■	□	■	■	□	■	■	□	■	■
Bulkhead deletion	-	-	-	-	-	-	-	-	■	■	-	-	-
Alarm/immobilisation	□	■	□	■	□	■	■	■	■	■	■	■	■
Cold climate pack	□	□	□	□	□	□	■	□	□	■	□	□	■
Cargo space lashing rings	■	■	-	-	-	-	-	■	■	■	■	■	■
Rear door stowage net	-	-	-	-	-	-	-	-	-	■	-	-	■
<b>EXTERIOR</b>													
Mudflaps – front	□	■	□	■	□	■	■	□	■	■	□	■	■
Tow ball or pintel, drop plate & electrics	□	□	□	□	□	□	□	□	□	□	□	□	□
Paint – metallic/micatallic	□	□	□	□	□	□	□	□	□	□	□	□	□
"Brunel" grille & headlight surrounds	-	-	-	-	-	-	■	-	-	■	-	-	■
Under ride protection bar	□	□	□	□	□	□	□	□	□	□	□	□	□
Alloy wheel & 235 tyre	□	□	□	□	□ <sup>2</sup>	□ <sup>2</sup>	■ <sup>2</sup>	□	□	■	□	□	■
Sidesteps 2	□	□	□	□	-	-	-	-	-	-	-	-	-
Sidesteps 4	-	-	-	-	□	□	-	-	-	-	-	-	-
Rear folding step	□	□	-	-	-	-	-	■	■	■	■	■	■
Side runners	-	-	-	-	-	-	■	-	-	■	-	-	■
Cargo cover (no side windows)	-	-	□	□	- <sup>3</sup>	- <sup>3</sup>	- <sup>3</sup>	-	-	-	-	-	-
Cargo cover (with side windows)	-	-	□	□	□ <sup>5</sup>	□ <sup>5</sup>	□ <sup>5</sup>	-	-	-	-	-	-
Heavy duty suspension (90 = 2550kg. 110 = 3500kg.)	□	□	□	□	□ <sup>5</sup>	□ <sup>5</sup>	□ <sup>5</sup>	■	■	■	-	-	-
Smoked front indicators & side repeaters	-	-	-	-	-	-	■	-	-	■	-	-	■
Body coloured wheel arches	-	■	-	■	-	■	■	-	■	■	-	■	■
Body coloured roof (metallic paints only)	-	□ <sup>4</sup>	-	□	-	□	□	-	□	□	-	□	□